



unicef 
for every child

Annual Report

2023
UNICEF ETHIOPIA



ETHIOPIA
ANNUAL REPORT 2023

©UNICEF Ethiopia/2023/Demissew Bizuwerk

©UNICEF Ethiopia/2023/Nahom Tesfaye

©UNICEF Ethiopia/2023/Mulugeta Ayene

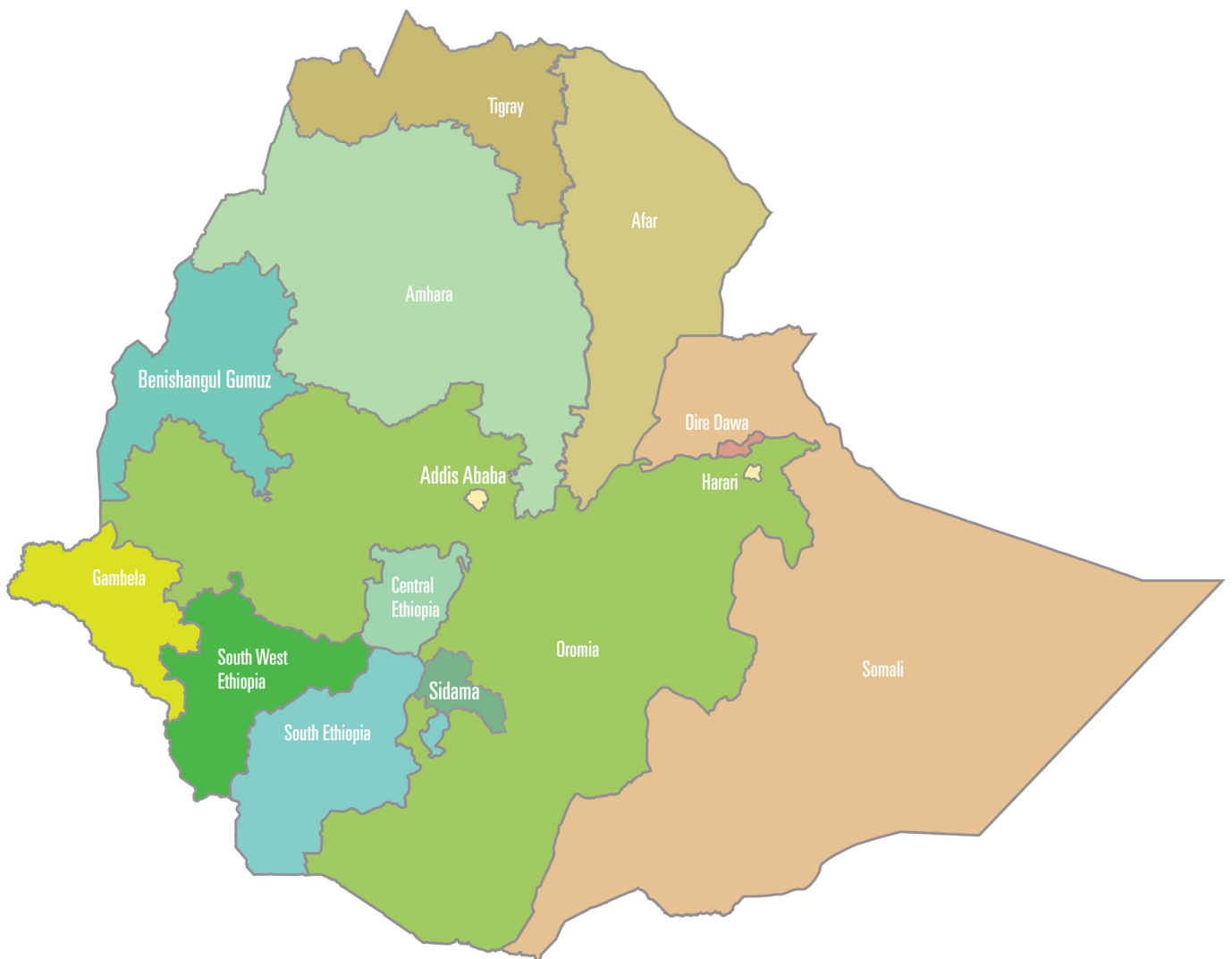
©UNICEF Ethiopia/2023/Raphael Pouget

CONTENTS

Foreword	1
Health	3
Nutrition	5
Water, Sanitation and Hygiene (WASH)	7
Education	9
Child Protection	11
An Equitable Chance at Life	13
Social and Behavior Change	15
Supplies	16
Humanitarian Response	17
Donor Support	19

ETHIOPIA

Administrative Map



This map is stylized and not to scale and does not reflect a position by UNICEF on the legal status of any territory or the delimitation of any frontiers.



FOREWORD

Ethiopia is a country of complexities and hope. In 2023, children and their families across Ethiopia faced multiple and complex emergencies, including conflict, climate-induced drought and floods. This resulted in over 31 million people in need of humanitarian assistance across the country, including 16.5 million children. In addition, at least 4 million people were internally displaced. The nation also faced several public health emergencies, including cholera, measles and dengue fever outbreaks and a significant spike in malaria cases.

I have visited many of our programmes and I have seen first-hand the tireless work of UNICEF staff on the ground. I have met with dedicated front-line workers, who despite challenging conditions, continue to work for children and their families in Ethiopia.

I have also met so many children, who despite their circumstances, still dream, still hope and are an inspiration to us all.



Take Embet Osman who is 12 years old. She lives in Azerti Kitili IDP camp in Benishangul-Gumuz region, displaced by inter-ethnic conflict. Despite, being homeless she attends the UNICEF-supported school and she said: “I want to be a champion for peace and girls. I have been given chances and I want to do the same for other children who are in need.”

This year, despite the many emergencies, we have focused on empowering communities and providing them with local solutions, so they can become economically dependent. We have also trained countless youth with life skills so they can contribute to the workforce. By creating local markets, we are bolstering the economic power and creating employment opportunities in the country. This is a key factor if we are to alleviate poverty and we must continue to scale up our efforts in this area.

In addition, we have also scaled up our humanitarian cash transfer programme. Cash transfers empowers and preserves the dignity of recipients, giving them flexibility for families to make their own choices in meeting their different needs.

While we have been responding to the significant humanitarian needs, we also continued to invest in local long-term development programming, including scaling up water solarization schemes so that families

impacted by drought or conflict will always have access to water which is a lifeline for survival.

We have also ensured that all our programming is developed with a gender and disability inclusion lens.

From a UNICEF point of view, no matter where they are, or who they are, all children have a right to basic services and UNICEF will continue to reach children in remote areas especially zero-dose children.

Finally, I would like to take this opportunity to thank all our partners on the ground for their commitment to improve the lives of children and their families. In addition, my sincere thanks to our donor partners, who without their support, we would not be able to do the work we are meant to do – serve the children of Ethiopia.

Dr. Aboubacar Kampo

UNICEF Ethiopia Country Representative



FOR EVERY CHILD,
HEALTH

SITUATION

 **267 per 100,000**

Maternal Mortality
267 deaths per 100,000 live births.¹

 **47 per 1,000**


Under-5 Child Mortality
47 deaths per 1,000 live births.²

 **34 per 1,000**

Infant Mortality Rate
34 deaths per 1,000.³

 **26 per 1,000**

Neonatal Mortality Rate
26 deaths per 1,000 live births.⁴

 **79%**
had ANC visits

Antenatal Care Coverage
79 per cent of women in Ethiopia had at least four (recommended) ANC visits during their last pregnancy.⁵

 **75%**

Skilled Birth Attendant/Postnatal Care
75 per cent of deliveries were attended by skilled health staff.⁶

 **1.1 million**
Zero-dose

An estimated 1.1 million children are zero-dose.⁷

 **1.7 million**
Measles

Ethiopia has the third highest number of children, 1.7 million, unvaccinated against measles.⁸

 **620,000**
HIV
An estimated 620,000 Ethiopian adults and children are living with HIV.⁹

¹ 2000 – 2020 United Nations Inter-Agency Group Maternal Mortality Trends Estimates
² United Nations Inter-Agency Group for Child Mortality Estimation, 2022
³ IBID
⁴ IBID
⁵ Health and Health-related Indicators, 2022/2023
⁶ IBID
⁷ UNICEF
⁸ UNICEF
⁹ Health and Health-related Indicators, 2022/2023



2023 KEY RESULTS:

- Over **2 million women and children** received essential medical support across the country.
- Over **146,000 new-borns** were admitted to UNICEF-supported neonatal intensive care units, with a recovery rate of 80 per cent.
- UNICEF supported integrated measles campaigns, reaching **4.5 million children**, and more than **100,000 zero-dose children** were identified and received the pentavalent vaccine.
- UNICEF & GAVI jointly supported cold chain management, which contributed to increased cold chain capacity in health facilities (from 53 per cent in 2022 to 67 per cent in 2023).
- UNICEF also procured and installed over **6,100 solar direct drive refrigerators** across the country to ensure safe vaccine storage.

UNICEF supported the Government of Ethiopia to:

- Develop and finalize The Zero Dose Catchup Plan for 2022-2024.
- Develop and finalize The Adolescent Youth Health (AYH) Strategy Document and AYH Implementation Guidelines.
- Ensure integration of the National COVID-19 vaccination service into routine immunization and other primary health care implementation guidelines.



FOR EVERY CHILD, NUTRITION

SITUATION



4.7 million
Malnourished
1.2 million
Severely malnourished

Malnutrition

Over 4.7 million children under the age of five are malnourished including 1.2 million severely malnourished children.¹⁰



Stunting

39 per cent of children under-five were stunted.¹¹



Wasting

11 per cent of children under-five were wasted.¹²



Underweight

21 per cent of children under-five were underweight.¹³



Undernutrition deaths

Almost half (45 per cent) of all child deaths are associated with undernutrition.¹⁴



Breastfeeding

61 per cent of children under 6 months are exclusively breastfed.¹⁵

¹⁰ UNICEF

¹¹ 2019 Ethiopia Mini Demographic and Health Survey

¹² UNICEF

¹³ Food and nutrition survey 2022

¹⁴ WHO /WB Group Joint Child Malnutrition Estimates, 2017

¹⁵ Ministry of Finance & UNICEF Ethiopia National Situation Analysis of Children & Women in Ethiopia 2019



2023 KEY RESULTS:

- Nearly **670,000** under-five children were treated for severe acute malnutrition, averting deaths of over 67,000 children.
- UNICEF delivered **USD\$88 million** worth of RUTF, therapeutic milk and medicines, of which 20 per cent were locally procured, to ensure timely and adequate treatment of children.
- Through UNICEF support, over **11.8 million children** aged 6-59 months (78 per cent) received 2 doses of vitamin A supplementation.
- Over **8.8 million children** aged 6-59 months (73 per cent) received deworming tablets.
- Over **2 million pregnant women** (44 per cent) received iron and folic acid (IFA) supplementation.
- More than **400,000 adolescent girls** were reach with IFA supplementation.
- Over **20 million people** were reached with key messages on nutrition services, with an estimated 2,500 religious leaders sensitized on nutrition care practices.
- **68 Mobile Health and Nutrition Teams** were deployed across the country.

UNICEF supported the Government of Ethiopia (GoE) to:

- To strengthen food systems, UNICEF initiated a partnership with the Ministry of Agriculture, to support the scale-up of local production of egg and papaya powder, and the use of hydroponics technology to increase vegetable production.
- The public finance for nutrition training led to the development of nutrition budget tagging and expenditure tracking. Moreover, the GoE allocated USD\$1.3 million to procure ready-to-use therapeutic foods, which was matched by UNICEF.
- UNICEF supported the establishment and expansion of a Unified Nutrition Information System (UNISE) aligned with DHIS2 software - a multisectoral nutrition information system currently being implemented in 100 woredas.
- UNICEF developed the first nutrition toolkit for religious leaders.



FOR EVERY CHILD,

CLEAN WATER AND HYGIENE

SITUATION



Access to basic water supply service

50 per cent of the population have access to clean water.¹⁶



Sanitation

91 per cent of children lack access to basic sanitation.¹⁷



Open Defecation

19 million people practice open defecation.¹⁸



WASH in Schools

Only 15 per cent of primary schools have access to water and 39 per cent of primary schools have access to basic sanitation services.¹⁹



WASH in Healthcare Facilities

30 per cent of healthcare facilities have a basic water supply.²⁰

¹⁶ UNICEF

¹⁷ IBID

¹⁸ WHO and UNICEF Joint Monitoring Programme (JMP) 2023

¹⁹ IBID

²⁰ IBID



2023 KEY RESULTS:

- Over **8.9 million people**, including over **5 million women and girls**, had access to safe water.
- More than **3.5 million people**, including nearly **1.9 million women and girls**, had access to improved sanitation.
- **30 water systems** were solarized which helped provide safe water to **135,000 people**, protecting them from water-borne diseases in a sustainable manner.
- Nearly **9 million people** lived in open defecation free environments.
- More than **22 million people** were reached with messages on hygiene promotion and menstrual health and hygiene (MHH).
- Comprehensive MHH services were implemented in over **660 schools** benefitting nearly **90,000 girls**.

UNICEF supported the Ministry of Water and Energy (MoWE) to:

- In the development of the action plan for the One WASH National Programme – Consolidated Water Account II (OWNP-CWA II).
- Supported the MoWE to revitalize the Water and Energy Sectors Working Group to help provide a discussion forum for key stakeholders on critical issues in the WASH sector.



FOR EVERY CHILD, EDUCATION

SITUATION



17 million Out of School Children

An estimated 17 million children (pre-primary, primary and junior secondary) are out of school. Nearly half are girls.²¹



9.6 million children At-Risk of Drop Out

An estimated 9.6 million children (primary and secondary) are at risk of dropping out of school. Nearly half are girls.²²



39 in 1 Teachers

The pupil-teacher ratio is an estimated 39:1 at primary level. Female teachers account for 39 per cent of all primary school teachers.²³

²¹ World Bank

²² World Bank

²³ Education Management Information System 2018/2019



2023 KEY RESULTS:

- Nearly **120,000 pre-primary school children, 48.5 per cent were girls**, benefited from early childhood education services.
- Nearly **315,000 children** attended primary and secondary school, **48 per cent were girls**.
- Out of these figures, over **7,800 children with disabilities** received educational support.
- Life skills materials and training supported over **134,000 adolescent girls and boys**.
- Over **400 secondary teachers** were trained on the new curriculum.

UNICEF supported the Ministry of Education to:

- Design, finalize and disseminate the Early Childhood Development and Education Policy Framework.
- Roll out of the comprehensive general education curriculum reform for which the revised curriculum for secondary education was launched in September 2023.
- Develop and launch the Digital Education Strategy and Implementation Plan (2023 – 2028) to support the development of digital infrastructure, connectivity, and skills for teachers and students.



FOR EVERY CHILD, PROTECTION

SITUATION



1 out of 4

Physical Violence

Almost one in four females aged 15-49 years reported experiencing physical or sexual violence.²⁴



34%

Gender Based Violence

34 per cent of Ethiopian women reported experiencing physical, sexual, or emotional violence from an intimate partner.²⁵



40%

Birth Registration

Only 40 per cent of children under 5 are registered at birth.²⁶



40%

Child Marriage

40 per cent of women aged 20-24 years are married by age 18 and 14 per cent are married by age 15.²⁷



65%

Female Genital Mutilation (FGM)

Around 65 per cent of girls and women have undergone FGM.²⁸

²⁴ Ethiopia Demographic & Health Survey (EDHS) 2016

²⁵ IBID

²⁶ IBID

²⁷ IBID

²⁸ IBID

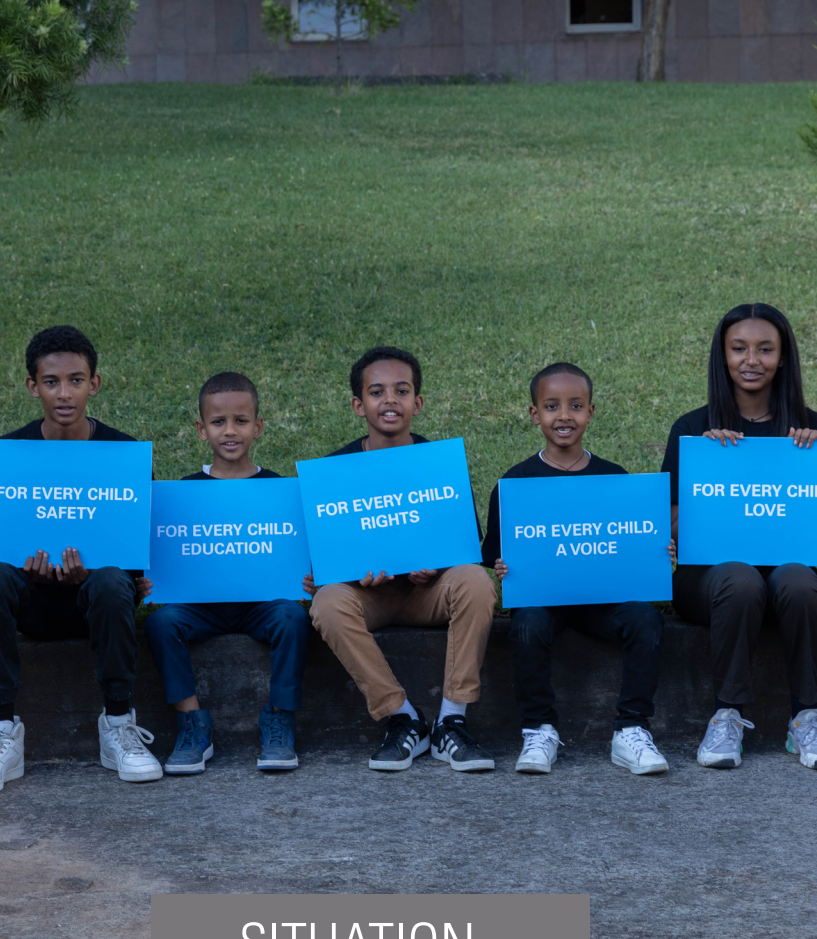


2023 KEY RESULTS:

- Over **61,000 children** received comprehensive gender-based violence (GBV) case management in health, psychosocial, and legal services.
- **35 GBV one-stop-centres** were supported with supplies, capacity building, technical assistance and staffing.
- Over **1 million under-one children** had their births registered from July 2022 to June 2023.
- Nearly **50,000 men and boys** were engaged in dialogues to prevent harmful behaviours.
- Over **1.5 million people** were reached with messages on harmful practices.
- UNICEF and partners achieved the cancellation of nearly **4,000 child marriages** and the prevention of nearly 140 FGM procedures.
- Over **33,000 recipients** of shock responsive cash transfers programme were supported to access safe reporting channels for the prevention of sexual exploitation and abuse, through social workers and the UNICEF Hotline.
- Nearly **1,200 social workers and psychologists** were deployed through case management approaches, in both humanitarian and development contexts.

UNICEF supported the Ministry of Women and Social Affairs (MOWSA) to:

- Strengthen child protection data management for the roll-out of the Child Protection Information Management System which will go live in 2024.
- Strengthened the UNICEF-supported Mobile Ethiopian-Civil Registration and Vital Statistics digital platform.
- UNICEF supported the newly formed government body, the National Rehabilitation Commission to protect, rehabilitate, and reintegrate women and children in armed conflict, including those formerly associated with armed groups.



FOR EVERY CHILD,

AN EQUITABLE CHANGE IN LIFE

SITUATION



Under 18 population

Ethiopia has a fast-growing population of children under 18 which will constitute 6% of the African population by 2025.²⁹



36 million

An estimated **36 million** children experienced multidimensional poverty in 2023.³⁰

97th to 75th position

Ethiopia's ranking in the World Economic Forum Global Gender Gap Index 2023 showed a significant leap forward, moving from **97th to 75th** position.³¹

22.4 billion

Budget safety nets

The Government of Ethiopia has continued to increase the budget for the main safety nets in the country. In nominal terms, the budget increased by **113 per cent from ETB 10.5 billion** in 2019/20 to ETB **22.4 billion** in 2023/24. However, when taking inflation into account, in real terms, the budget has declined by 19 per cent.³²

Based on the Human Development Report 2021/2022, Ethiopia ranks **175 out of 191** countries and is classified as 'low human development'.³³

²⁹ EUN Joint Common Country Analysis, 2023

³⁰ UNICEF

³¹ World Economic Forum

³² UNICEF

³³ UNDP



2023 KEY RESULTS:

- Nearly **2.6 million** households, including **21 million** children received support through the Productive Safety Net Programme (PSNP) in urban and rural areas.
- **62,000 households** were reached, through shock responsive cash transfers (SRCT), and were connected to multisectoral services.
- To foster the inclusion of children with disabilities, UNICEF and partners provided assistive devices to **300 children**.

UNICEF supported:

- The Ministry of Women and Social Affairs, the Ethiopian Human Rights Commission, and the Ethiopian Institute of the Ombudsman in monitoring and reporting on child rights and gender equality.
- The Government of Ethiopia to strengthen the agenda for a national integrated social protection system.



FOR EVERY CHILD,

SOCIAL AND BEHAVIOURAL CHANGE

2023 KEY RESULTS:


- Lifesaving messages, including for cholera prevention and drought resilience, were delivered to over **32 million people** through strategic communication and community engagement.
- Capacities of nearly **10,000 stakeholders** was strengthened in behaviour change communication who were able to engage over **3.5 million people**.
- SBC guidelines and toolkits were finalized for use by communities, religious leaders, and other frontline workers which bolstered the governments and stakeholders' capacity to deliver quality SBC interventions.
- The National SBC Alliance in Ethiopia with more than **34 organizations** who are engaged in the SBC area was spearheaded by UNICEF. With the technical contribution of each member, SBC strategy for climate change has been drafted and consultation with government bodies is ongoing so the strategy can be endorsed for national use.
- Through an SBC assessment in 2023, over **1.5 million people** demonstrated positive changes in knowledge, attitudes and practices on gender issues.
- A **3D virtual reality platform** was developed to promote WASH hygiene practices among school age children.
- Risk communication and community engagement resulted in COVID-19 vaccines reaching **60 million people**, among whom **88 per cent** were fully vaccinated.



FOR EVERY CHILD, SUPPLIES

2023 KEY RESULTS:

- **\$281 million** worth of supplies was procured by UNICEF Ethiopia.
- **\$106 million** worth of supplies was procured on behalf of the Government of Ethiopia.



FOR EVERY CHILD,

HUMANITARIAN RESPONSE

SITUATION

Ethiopia faced multiple complex emergencies across the country. Conflict, climate-induced drought and floods are the main drivers that are pushing children and their families to the brink.

- **20 million people**, including **10.8 million children**, required urgent humanitarian assistance in 2023.³⁴
- **An estimated 3.4 million people** were internally displaced across the country and of this, approximately **1.9 million were children**.³⁵
- More than **2.2 million people** have been displaced due to conflict. In 2023, conflict was the primary reason for **nearly 65 per cent** of all displacements throughout Ethiopia.³⁶
- Ethiopia hosted more than **960,000 refugees**, approximately **120,000** of whom were new in 2023.³⁷

- More than **2.4 million people** have been displaced in Amhara, Oromia, and Tigray.³⁸
- Additionally, more than **6.1 million children remain out-of-school** across the three regions.³⁹
- More **than 600,000 people** have been displaced due to the drought.⁴⁰
- More than **600,000 people** have been displaced due to floods in Afar, Central Ethiopia, Gambella, Sidama, Somali, and South Ethiopia regions.⁴¹
- Nearly **30,000 cases** of cholera were reported.⁴²

³⁴ Humanitarian Action for Children 2023

³⁵ Displacement Tracking Metrix, IOM, 2023

³⁶ UNICEF Ethiopia Situation Report 2023

³⁷ UNHCR, December 2023

³⁸ Displacement Tracking Metrix, IOM, 2023

³⁹ UNICEF

⁴⁰ Displacement Tracking Metrix, IOM, 2023

⁴¹ OCHA, Displacement Tracking Metrix, IOM, 2023

⁴² UNICEF



2023 HUMANITARIAN KEY RESULTS

- More than **22 million people** were reached with key hygiene messages to mitigate disease outbreaks, including cholera.
- **138** cholera treatment centres were established.
- An estimated **750 Emergency drug kits** were distributed in emergency areas.
- UNICEF and partners provided protection emergency services to nearly **950,000 people, including nearly 600,000 children.**
- Over **61,000 refugee and host community children** were reached with educational support in crises regions.
- Nearly **39,000 children** living in emergencies benefited from life skills trainings.

DONOR SUPPORT:

UNICEF Ethiopia is deeply grateful for all the support from our partners. Your continued funding has helped improve the lives of children and their families in Ethiopia.



UN

CENTRAL EMERGENCY RESPONSE FUND (CERF)

GLOBAL PARTNERSHIP FOR EDUCATION

CENTERS FOR DISEASE CONTROL AND PREVENTION (CDC)

THE WORLD BANK

Private Donors and Foundations

BILL & MELINDA GATES FOUNDATION (BMGF)

CHILDREN'S INVESTMENT FUND FOUNDATION (CIFF)

EDUCATION CANNOT WAIT FUND (ECW)

END VIOLENCE AGAINST CHILDREN FUND (EVAC)

GLOBAL ALLIANCE FOR VACCINES AND IMMUNISATION (GAVI)

NUTRITION INTERNATIONAL

POLIO ERADICATION INITIATIVE WORLDWIDE (GPEI)

ROTARY

National Committees for UNICEF

DANISH NATIONAL COMMITTEE

FRENCH NATIONAL COMMITTEE

GERMAN NATIONAL COMMITTEE

JAPANESE NATIONAL COMMITTEE

LUXEMBOURG NATIONAL COMMITTEE

NORWEIGAN NATIONAL COMMITTEE

SWISS NATIONAL COMMITTEE

TURKISH NATIONAL COMMITTEE

UNICEF SAUDI ARABIA

UK NATIONAL COMMITTEE

UNITED STATES FUND



unicef 
for every child

ethcommunication@unicef.org
www.unicef.org/ethiopia